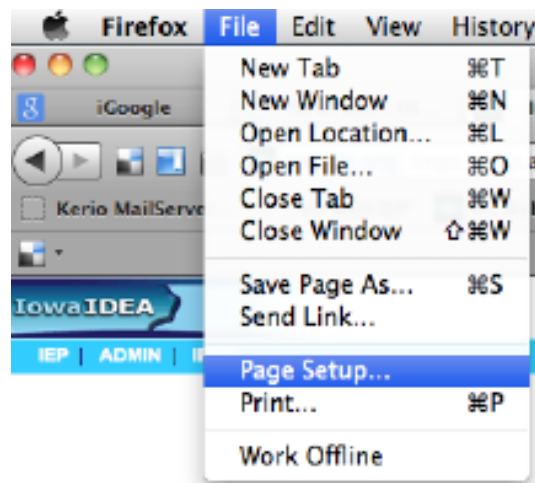


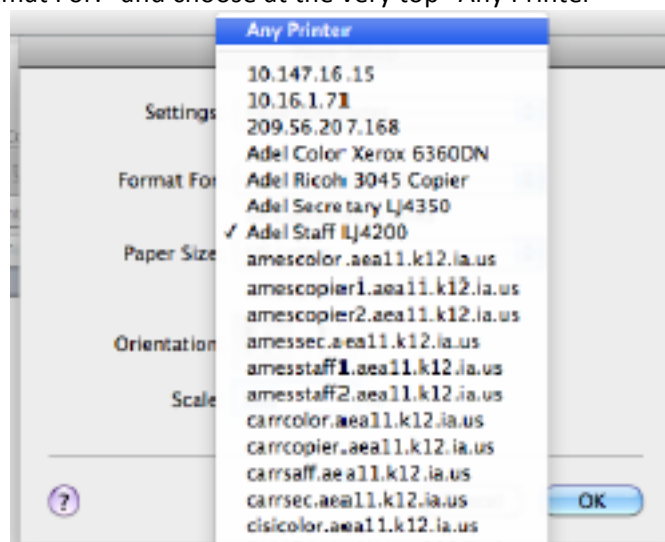
Firefox 16.0.x and above for Macintosh

Page Setup

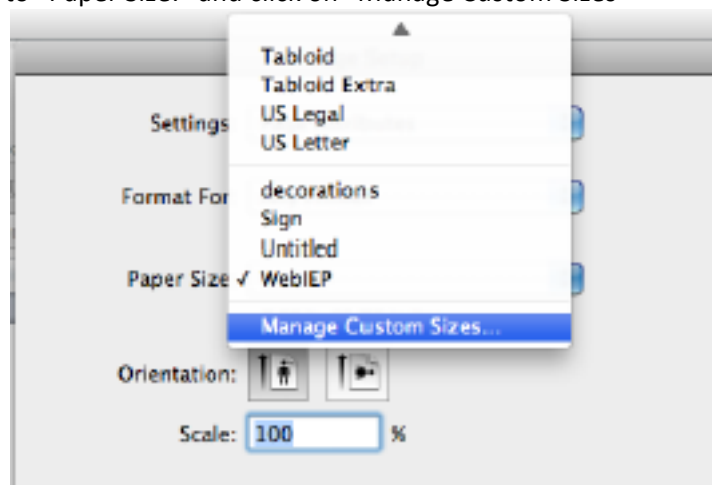
From the File Dropdown menu, select 'Page Setup'.



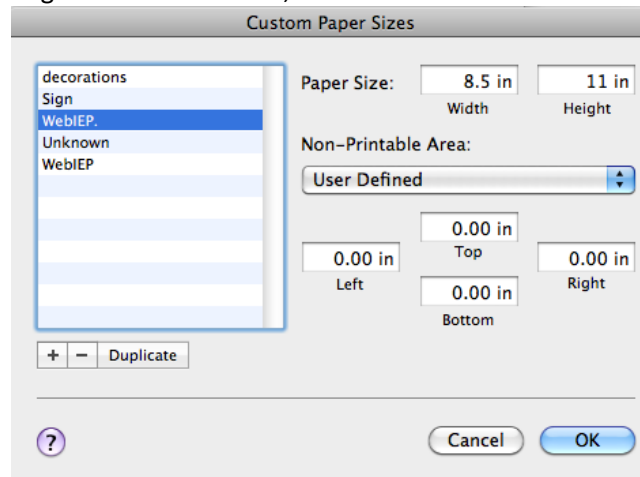
Click on the arrows next to "Format For:" and choose at the very top "Any Printer"



Then click on the arrows next to "Paper Size:" and click on "Manage Custom Sizes"

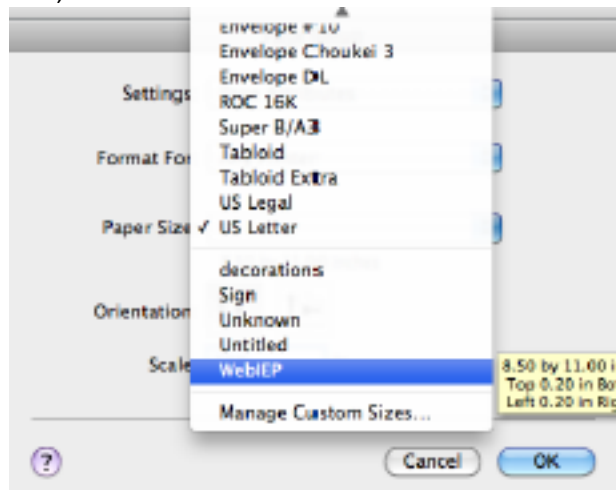


At the bottom left click on the “+” sign to add a new one, doubleclick the word “Untitled” and rename it to “WebIEP”

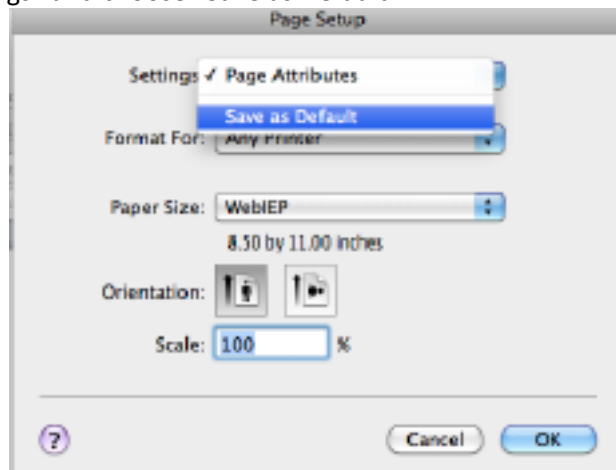


Set all margins to ‘0.00’ and then click on ‘OK’.

Click on the arrows next to “Paper Size;” and choose “WebIEP”.



Click on the arrows next to “Settings” and choose “Save as Default”

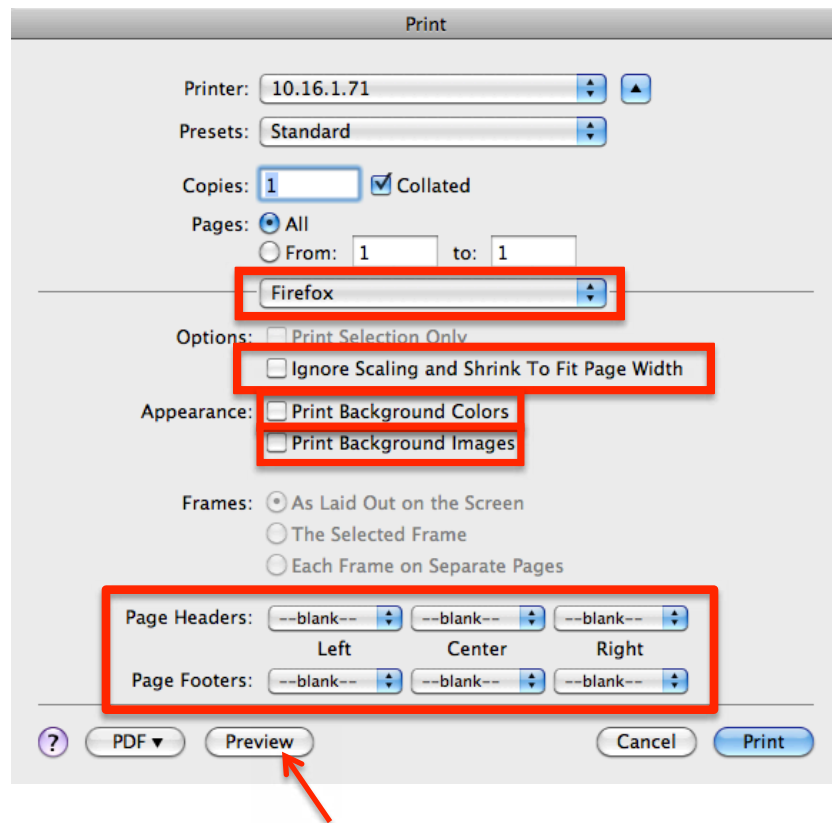


Then click on ‘OK’.

Printing

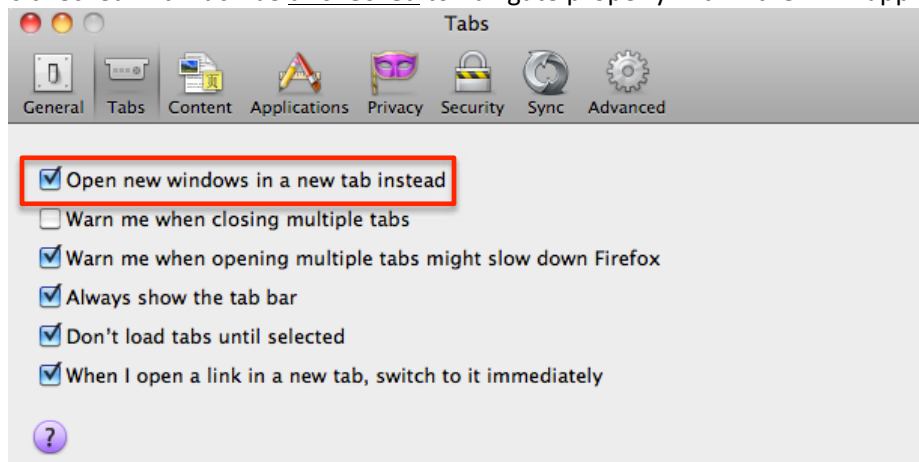
From the File Dropdown menu, select 'Print'. This brings up the Print dialogue box shown below. Select the 'Firefox' options from the scrollable drop list.

- Un-Check 'Shrink to fit Page Width'
- Un-Check 'Print Background Colors'
- Un-Check 'Print Background Images'
- Set all Header and Footer options to '(Blank)'
- Click the 'Preview' button to save your changes. You may close the preview when it appears.



New window Tab control

From the Firefox menu at the top of your screen, select 'Preferences'. The preferences window will appear with button on the top to select the setting group. Click on the 'Tabs' button. On the Tabs screen, the box for 'Open new windows in a new tab instead' is checked – it must be **unchecked** to navigate properly within the IDEA applications.



Popup Windows, Load Images

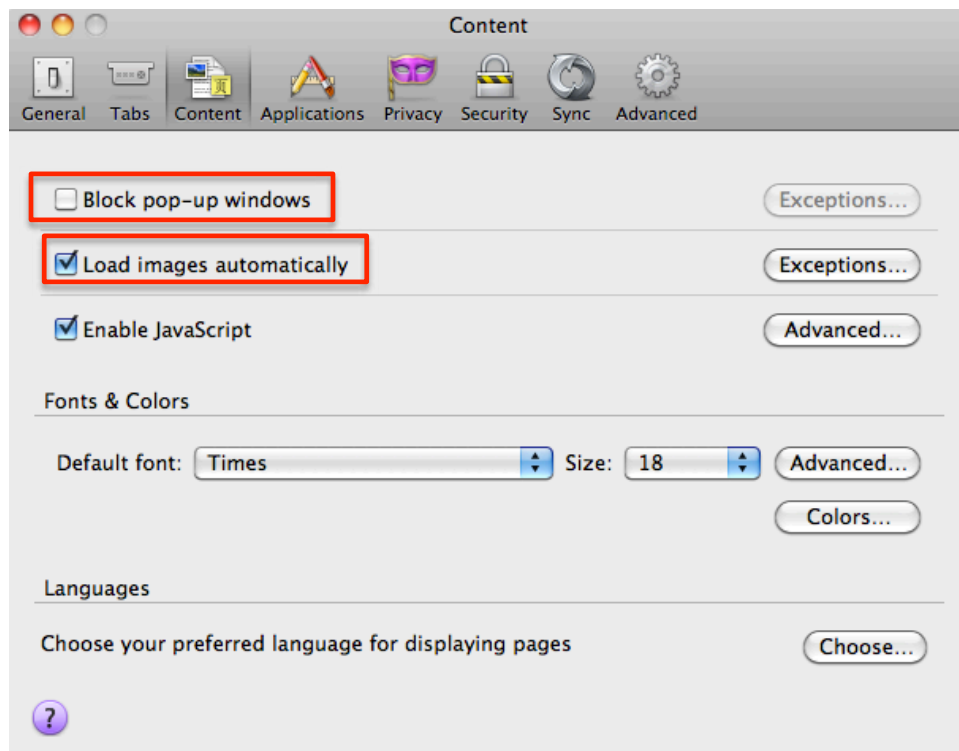
Click on the 'Content Tab'

Block Popups

It does not matter if you Check/Uncheck 'Block popup windows'.

Load Images Automatically

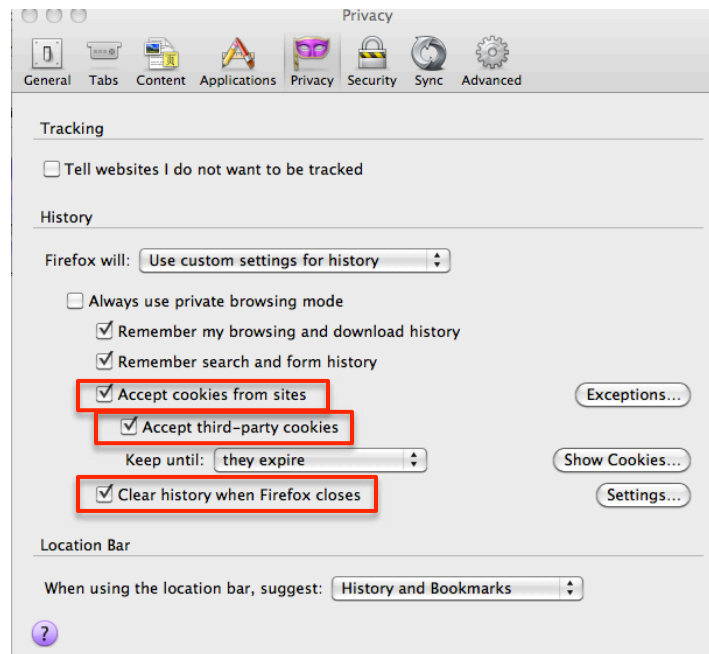
The 'Load images automatically' checkbox should be checked. If you wish to not allow 'Load images automatically' (indicated by unchecking this box), you will also need to enter an 'Exception' allowed site for www.iep.aeaims.org or you will not see navigation buttons in the IEP application.



Cookie / Cache Control

For the IowaIDEA application, caching is an 'undesirable' browser feature. Your cache settings control the 'storing' of pages you have accessed previously, so your browser doesn't need to download a previously accessed page every time you navigate to that page. We don't want that to happen because anytime you save a page (Page A, Page B, etc.) we want that 'new' data to reappear should you go back to that page. So we need to control what gets cached and what doesn't get cached.

For cookie control, you have an option to a) check 'Accept cookies from sites', which will accept cookies from every site you browse to, or b) not check 'Accept cookies from sites' and enter an 'Exception' for www.iowaidea.org to allow just our site to store a cookie on your computer. Our IowaIDEA cookie stores the last district and building you accessed and some other information used to assist your navigation within the application.



For cache control we recommend checking the 'Clear history when Firefox closes', pictured above, and then use the 'Settings' button to refine what happens when you exit Firefox. On the 'Settings for Clearing History' window, pictured below, make sure 'Cookies' is unchecked and 'Cache' is checked. Click on 'Clear Now'.

